

R2005 - REMOTE CONTROL MANUAL

R2005 is a single remote control device used to control underwater light within 200m (actual distance varies by environment)


Important: This manual includes installation and usage information. Please review all instructions before installing or initiating. For best functionality, please follow following guideline

Basic Parameter for R2005 :

- Degree of Protection : IP63
- Size : 135mm x 135mm x 45mm
- Weight : 0.37KG
- Input Voltage : 220V AC
- Output Voltage : Depending on your in put voltage
- Operating Temperature : - 40° C ~ +70° C
- Operating Humidity : 10% ~ 90% RH
- Control Distance : within 200M

Packaging : R2005 Remote Device x1 Remote Control x2

Product Diagram :



Wiring Diagram

OPERATION

Operate with a remote emitter

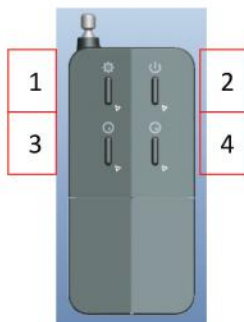
Button operation:

Button 1: switch to the next color program

Button 2: turns the lamps ON/OFF.

Button 3: turns ON/OFF switch A.

Button 4: turns ON/OFF switch B.



Adding or Removing Remote Control :


1. Adding New Remote Control :

Press and hold [REMOTE] until light is switched on.

Press any button on remote control, matching is successful if light is switched off (21 remote control match at the most).

2. Remove All Remote Control :

Press and hold [REMOTE], for 10 second until the light on processing board turns off, then release button.



SAFETY WARNINGS

The persons who are in charge of installation should have the required qualifications for this type of work.

Avoid making contact with the electric voltage.

Comply with the current standards regarding accident prevention.

IEC 364-7-702 standards must be observed: WIRING IN BUILDINGS, SPECIAL WIRING, SWIMMING POOLS.

Any maintenance works must be performed with the 220V incoming wire disconnected or switched off at the main supply.

Do not handle any electrical components with wet feet.

Wire Connected Drawing:

